

MAGNETIC LEVEL GAUGE/LEVELSURE GAUGE Enquiry Form



Magnetic
Level Gauges

PLEASE COMPLETE AND FAX TO: +44 (0)1322 660621
or save and send to instruments@tc-fluidcontrol.com

COPY THIS PAGE FOR RE-USE

Customer:
Customer Ref:
Contact:
Tel. No: Fax No:
Email:

DUTY

Quantity of Gauges Operating Pressure Bar g PSI g
Fluid Description Operating Temp. °C °F
Fluid SG(s) Design Pressure Bar g PSI g
Measurement: Top Level Design Temp. °C °F
Interface Range of SG Vacuum Service?
Dielectric Constant

(D.C. needed for guided wave radar transmitter only)

GAUGE SPECIFICATION

Vessel Connections-Flange Size Flange Standard & Rating
Vessel Connections-Screwed Size Screw Standard NPT BSP
Vent Connection: Flanged Plugged Size Standard & Rating
Drain Connection: Flanged Plugged Size Standard & Rating
Centre to Centre Dimension 'M' (mm) Face to Face Dimension 'L' (mm)
Visible Length (mm) 'U' Dimension Restriction?mm
(See over for details of M, U & T dimensions)
Material of Body Material of Display: Aluminium St/Stl
(For LevelSure gauges only) Connection of Radar to Gauge body: Flanged Screwed
(size of flange and rating or screwed fitting required)
Design Construction: ASME B31.3 AD2000
(Generally ASME is more expensive - e.g. for refinery use. AD2000 is lighter construction for general industry use).
Welding Design - Butt Welded: *(More Expensive)* Slip-On Welded: *(Welds cannot be X-Rayed)*
Configuration - See diagrams 1-9 on reverse or specify

ELECTRICAL EQUIPMENT

Switches - Quantity per Gauge Cable Entry: 3M Flying Lead M20
Transmitter Resolution: 20mm 10mm 5mm *(Reed chain transmitter)*
Transmitter Resolution: 3mm *(Guided wave radar transmitter)*
Transmitter Resolution: 0.8mm *(Magnetostrictive transmitter)*
Safe Area: Hazardous Area: E Exia E Exd
Area Classification Approval ATEX IEC Ex FM CSA
Ambient Conditions (Max. & Min. Temperature)
Safety Function SIL 2: *(available on Magnetostrictive & GWR only)*

ACCESSORIES

Vent Valve (Specify type) Drain (Specify type)
Paint Finish - Please Specify
Steam Heating Insulation Jacket Non Frost Block For working temperature -15°C and under
Graduated Scale St/Stl
Please advise graduation required (Standard is inches & cms).

QUALITY REQUIREMENTS

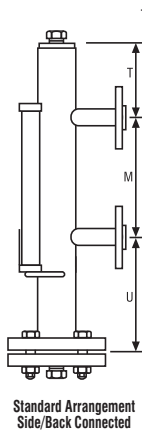

Non Destructive Tests: Hydrostatic: Dye Penetrant (welds)%: X-Ray (welds)%:
Positive Material I.D. Base Materials Only: PMI of Welds:
NACE Compliance: Specify NACE standard

DOCUMENTATION REQUIREMENTS

Manufacturing Procedures: Welding Procedures Hydrotest Procedure
Document Schedule G.A Drawings Production Schedule Material Certs
IOM Spares Quote QA Plan
NDT Procedures (please specify):
Manufacturing Record Book: Number of Copies Format

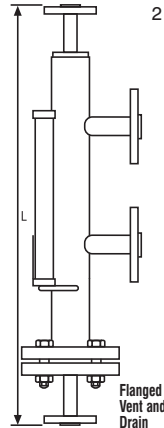


Standard Configurations



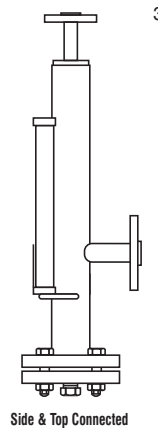
Standard Construction Side or Back connections to process. Vent and Drain Plugged.

Standard Arrangement Side/Back Connected



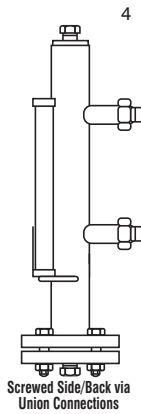
Vent and Drain flanged. Flanges can be Slip-On or Weld Neck type.

Flanged Vent and Drain



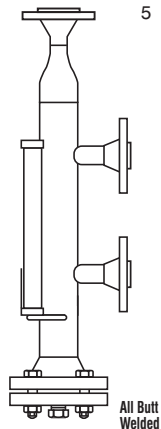
Special Variant with top end connected and bottom side connected to process – the flanges can be configured to exact customer requirements. Flanges can be Slip-On or Weld Neck type.

Side & Top Connected



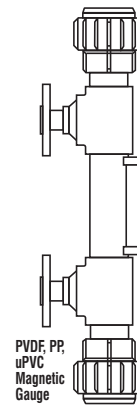
Process Connections are screwed via unions for easy gauge removal, or can be supplied with plain threaded ends in BSP or NPT.

Screwed Side/Back via Union Connections



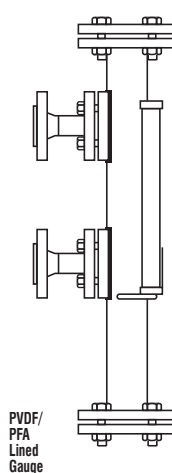
Standard Construction Side or Back Vent and Drain Plugged. Flanges are Weld Neck type for all Butt Welded construction. Note – the side branch to chamber weld is not a full penetration butt weld. Please advise if full penetration weld is required.

All Butt Welded



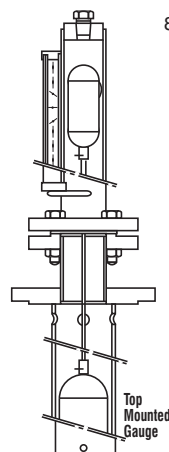
Plastic Construction Side or Back connections to process. These gauges are used for highly corrosive duties i.e. acids/alkalines or if the vessel is plastic as the gauge will 'move' with the vessel due to expansion and contraction in changing temperatures.

PVDF, PP, uPVC Magnetic Gauge



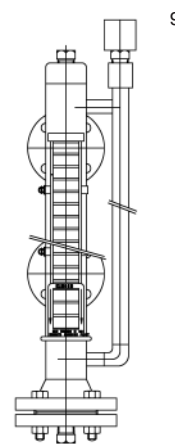
Plastic Lined Construction Side or Back connections to process. These are used for highly corrosive duties i.e. acids/alkalines where the pressure is too great for all plastics gauges, or if the vessel is made from metals (or lined tanks).

PVDF/ PFA Lined Gauge



Top mounted gauge to process. For underground tanks that need visual indication. The gauge can also transmit signals or point alarms.

Top Mounted Gauge



Combined MLG and Guided Wave Radar.

TC Fluid Control Ltd.
Unit 4, The Interchange, Wested Lane, Swanley, Kent BR8 8TE.
Telephone: +44 (0)1322 622400. Fax: +44 (0)1322 660621.
e-mail: instruments@tc-fluidcontrol.com
website: www.tc-fluidcontrol.com